

REAL PIANO PLAYER

BOOK One



BY
ANDREA MONK

REAL PIANO PLAYER

BOOK ONE

REAL PIANO PLAYER series written by Andrea Monk.

Original Music by Andrea Monk.

Design by Andrew Reynolds.

Published by QMR Studios, Somerset, England.

Copyright © 2007 by Andrea Monk. All rights reserved.

This book may not be reproduced, in whole or in part,
without written permission from the publisher.

ABOUT THE AUTHOR



Andrea Monk has lived in Somerset, England all of her life. She has been teaching and playing piano professionally for over 20 years.

“The series REAL PIANO PLAYER is my unique, step by step method of teaching pupils, of all ages, to play the piano and read music.

Reading music notation is like learning a language. Like any new skill, this requires regular practice. Try to practice every day if you can, even if it is only for 5 minutes. Aim to practice for 10 to 20 minutes a day. You should be able to play each piece smoothly, without mistakes or hesitations, before moving on to the next.

Quizzes are included in the series to help build up your theory, alongside the practical.

Finally, at the end of each book, record a selection of your playing onto CD. You can then look back and hear how your playing has progressed. Enjoy your first steps into what could be a lifelong love affair with the finest instrument in the world - the piano.”



Posture

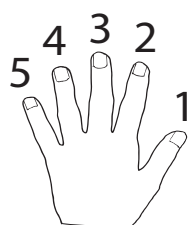


Curved Fingers

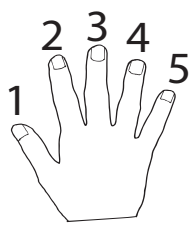
7 Letters

A	B	C	D	E	F	G
---	---	---	---	---	---	---

Fingering

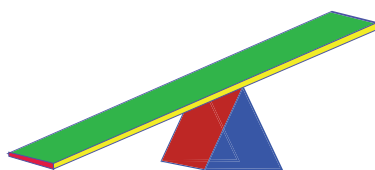


Left Hand



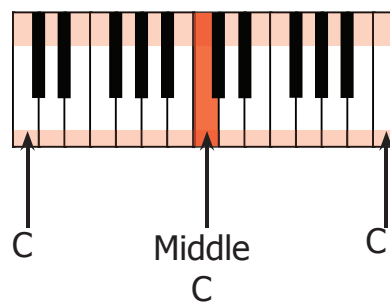
Right Hand

Legato

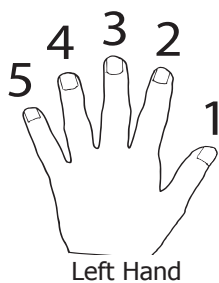
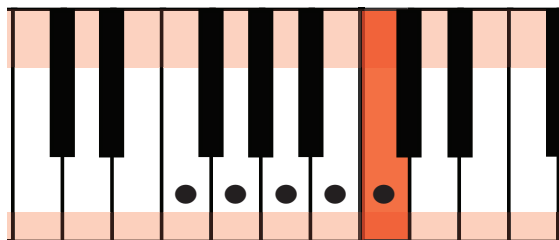
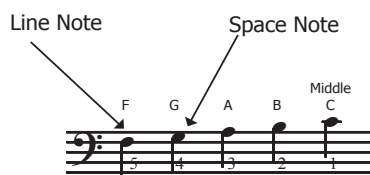


Legato means smooth and joined.

Find the C's



Left Hand Notes



Play these note names in your LH. What pattern do you see?



Now play these note names all jumbled up.



Play these notes in your LH.



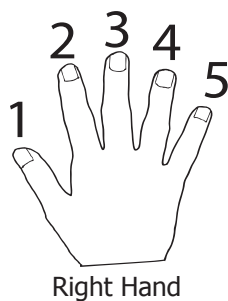
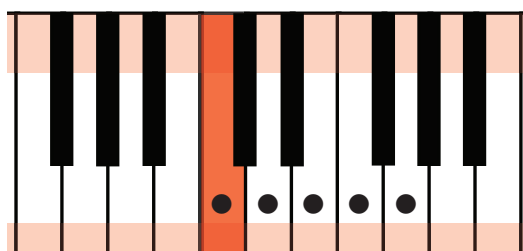
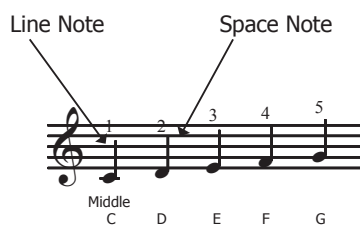
Look for patterns:

*Up or down? *Lines or spaces? *Highest and lowest?

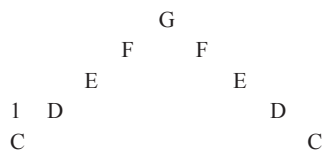
Now play these notes in your LH.



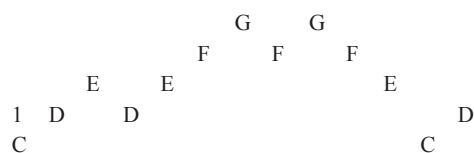
Right Hand Notes



Play these note names in your RH. What pattern do you see?



Now play these note names all jumbled up.




Play these notes in your RH.























Look for patterns:


*Up or down? *Lines or spaces? *Highest and lowest?

Now play these notes in your RH.



<p>1</p> <p> = 1 beat</p> <p>This is a <u>crotchet</u>.</p>	<p>3 <u>Rhythm</u></p> <p> = 2 beats</p> <p>This is a <u>minim</u>.</p>	<p>5</p> <p> = 4 beats</p> <p>This is a <u>semibreve</u>.</p>
<p>2</p> <p>Clap and count</p> <p>Clap    </p> <p>Count 1 2 3 4</p>	<p>4</p> <p>Clap and count</p> <p>Clap  </p> <p>Count 1 (2) 3 (4)</p>	<p>6</p> <p>Clap and count</p> <p>Clap </p> <p>Count 1 (2) (3) (4)</p>


<p>1 <u>Bars</u></p>  <p>← Bar → ← Bar →</p>	<p>3 <u>Double Bar Line</u></p>  <p>This is a Double Bar Line</p>	<p>5 <u>Top Number = How many beats</u></p> <p>There are 4 beats in a bar.</p> 	<p>7 <u>Clap and Count</u></p>  <p>Count 1 2 3 4 (1) (2) (3) (4)</p>  <p>Count 1 2 3 (4) 1 2 3 (4)</p>
<p>2 <u>Bar Lines</u></p>  <p>This is a Bar Line</p>	<p>4 <u>How many beats in each bar?</u></p>  <p> $1 + 1 + 1 + 1 = 4 \text{ beats}$ $2 + 2 = 4 \text{ beats}$ </p>	<p>6 <u>Time Signature</u></p>  <p>This is a Time Signature</p> <p><u>Always count yourself in.</u></p>	<p>8 <u>Clap and Count</u></p>  




1. Pairs



A M Monk



Which hand starts? With which note? Look for patterns and shapes before you start.



2. Steps






A M Monk

1 2

Up and down, up and down, step ping, step-ping, C C C.

Down and up, down and up, step-ping, step - ping, C C C.

1 2

 How many  (crotchets) and how many  (minims) can you find?



3. Climbing



C D E

A M Monk

Musical notation for the first system of the 'Climbing' exercise. It consists of a grand staff (treble and bass clefs) in 4/4 time. The melody is written in the treble clef. The first measure contains the notes C, D, and E, with the lyrics 'This is C.' below. The second measure contains the notes D, E, and F, with the lyrics 'This is D.' below. The third measure contains the notes E, F, and G, with the lyrics 'This is E then' below. The fourth measure contains the notes F, G, and A, with the lyrics 'back to D.' below. The notes are numbered 1, 2, 3, and 4 respectively.

Musical notation for the second system of the 'Climbing' exercise. It consists of a grand staff (treble and bass clefs) in 4/4 time. The melody is written in the treble clef. The first measure contains the notes A, B, and C, with the lyrics 'Then you climb back' below. The second measure contains the notes B, C, and D, with the lyrics 'up to E.' below. The third measure contains the notes C, D, and E, with the lyrics '3 next door then' below. The fourth measure contains the notes D, E, and F, with the lyrics 'C C C.' below. The notes are numbered 1, 2, 3, and 4 respectively.



Compare "3. Climbing" with "4. Walking". What do you notice?



4. Walking



A B C

A M Monk

11

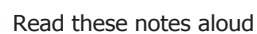
4/4

This is C. This is B. This is A then back to B.

1 2 3

Then you walk back down to A. 3 next door then C C C.


1 3



A M Monk

Musical score for the song "Goodbye to the Coast of Spain". The score is written for voice and piano. The voice part is in treble clef, and the piano part is in bass clef. The lyrics are: "Say good-bye, time to fly to the coast of Spain." The piano accompaniment consists of a simple melody in the left hand, with fingerings 1 and 3 indicated. The right hand of the piano part is empty.





6. Red Tail Lights



Read these notes aloud



A M Monk

3

Red tail lights go flash-ing by, driv-ing home, all a lone.

2

3

Eve-ning sun and cloud-y sky, dri-ving on my way home.

3



7. Sam The Snake



A M Monk

Snake crawls through the grass, watch him as he goes.

Twis-ting, tur - ning on the ground just like a gar-den hose.



Look for "snake shapes" in the music.



8. Merrily We Roll Along



Read these notes aloud



Traditional

2

Mer - ri - ly we roll a - long, roll a - long, roll a - long.

Mer - ri - ly we roll a - long sing - ing loud and strong.



Which note does the piece start on? Which note does it end on?



9. Yankee Doodle



Read these notes aloud



A

Traditional

1 3 1

Yan-kee Doo-dle came to town a - ri-ding on a po - ny;

4

4

stuck a feath - er in his cap and called it mac - a - ro - ni.

2 4



Which note does the Left Hand play first?



10. Johnny Go Home



A M Monk

4

ear - ly past your sup - per time.

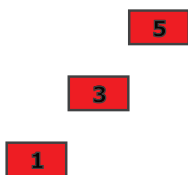
2

I tell your mas - ter.

4



Which bar contains 4 space notes? Bar Practice this bar on its own first.



11. Patterns



A M Monk

Line, line, line. Space, space, space. Makes an ev - en pat - tern.

Miss a note, miss a key. Can you see the pat - tern?



How many line notes can you find?
How many space notes can you find?

Quiz Number 1



1) Write underneath these notes their name and then how many beats they are worth.

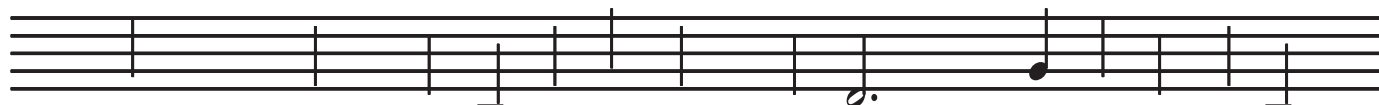


E — — — — — — — — — — — — — — —
 2 — — — — — — — — — — — — — — —


; their name and th



- — —
 - — —

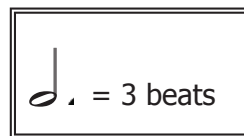


4) Fill in the missing bar lines





12. Waltzing



A M Monk


1 3 5

I can go waltz-ing, like Waltz-ing Ma - til - da. It's

fun to go dan - cing, come waltz - ing with me.



How many beats in a bar are there in this piece? Circle the 2 bars that use just "line" notes.



13. Morning



E Grieg

Musical score for "Morning" by E. Grieg, in 3/4 time. The score consists of two systems, each with a treble and bass staff joined by a brace. The lyrics are written below the notes.

System 1:
Mor - ning is wa - king, the dawn sky is break - ing, the

System 2:
birds sing their chor - us to all of the world.



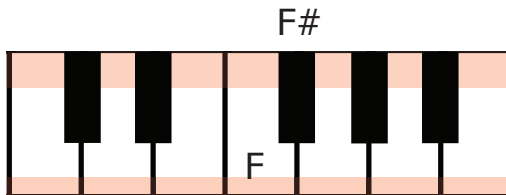
Which Left Hand note is not used in this piece?

Sharps (#) and Flats (♭)

= sharp

makes a note go up by one step

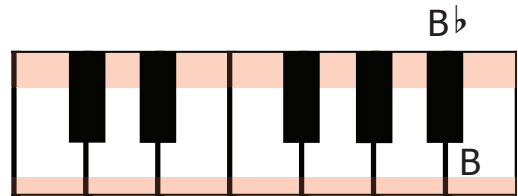
eg. F is a white note.
F# is the very next black note up.



♭ = flat

♭ makes a note go down by one step.

eg. B is a white note
B♭ is the very next black note down.



Every black note on the piano has 2 names eg C# = D♭

Find and play these black notes: G#, E♭, F#, A♭, C#, D#, B♭, D♭, G♭, A#

Now write both the names of each black note in the picture below.

♭

→
→

C#	
D♭	



14. Jennifer



Right Hand Exercise



A M Monk

Musical notation for the first system of "Jennifer". The piece is in 3/4 time. The melody is in the treble clef, and the bass line is in the bass clef. The lyrics are: Jen - ni - fer drives to her count - ry home,

Musical notation for the second system of "Jennifer". The melody continues in the treble clef, and the bass line continues in the bass clef. The lyrics are: si - lent and peace - ful, she stays there a - lone.



Which note is played as a # in this piece?



15. Jack 1



A M Monk

Jack's good on com - pu - ters, help - ing out com - u - ters.

"I'll fix your hard drive on your way home."



Look at pieces 15 and 16. What do you notice?



16. Jack 2



A M Monk

Jack works on til sun down on the train from Lon - don.

Fix - ing their lap - tops on his way home.



Any # or ♭ lasts for the whole bar. In Bar 2 you play the B♭ on both the 1st and 2nd note.



17. The Village Fair



Right Hand Exercise



A M Monk

5 4 5 2

Bu - sy in the kit - chen ba - king for the vill - age fair.

5

Home-made cakes and chut - ney, plen - ty there for us to share.



How many times is Bar 1 repeated?



18. Ragtime Bonanza



A M Monk

3 2

Dan-cing to the beat of the Rag-time Bon - an - za. I

4

3 2

tap my feet and move to the rhy - thm of the song.

4



This piece uses a ragtime rhythm. How many bars use this pattern?

♪ ♪ ♫



19. The Mississippi Rag



Read these notes aloud



A M Monk

4/4

2

3

If you can't tell me, it's un - nec - es - sa - ry, but

4 2 4

4

2

5 2

try to re - mem - ber the Mis - si - si - pi Rag.

3 2 4

Repeat sign



When you have learned this piece, try playing it quite fast.
It makes the rhythm come alive.



20. The Street Song



Read these notes aloud



A

A M Monk

When I'm walk-ing down the street, down the street, down the street;

Ev' - ry - one who comes a long hears me sing this song.



How many times does the rhythm



appear in this piece?



21. Evening Chimes



an octave
8 notes apart

4

4

3

Traditional



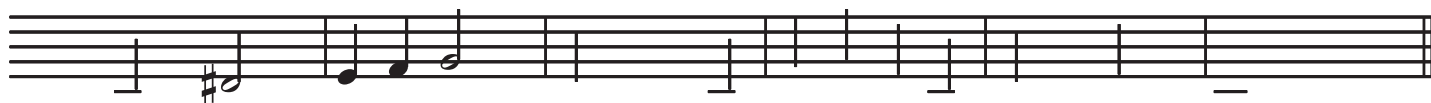
How many octaves, from F to F, can you find? Look for patterns of all line notes and all space notes.

Quiz Number 2

Always write music
in pencil 



Draw a # in front of all th

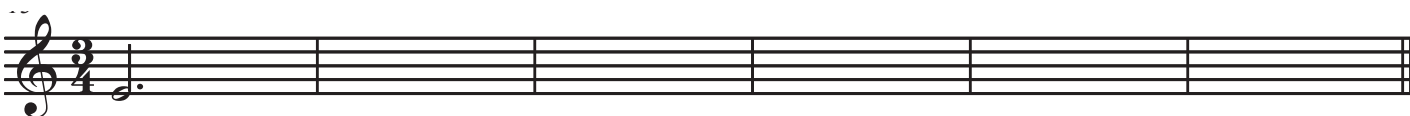


2) Write underneath these notes their name and then how many beats they are worth.



B
3

3) Write as musical notes the note shown and its rhythm. (The stems go up on the RHS.)



E	D	C	G	F#	E	D	C#	D	E♭	F#	G
3	2	1	1	1	1	3	2	1	1	1	1

4) Write as musical notes the note shown and its rhythm. (The stems go down on the LHS.)



G#	A	B \flat	A	G	F#	C	B \flat	A \flat	B	G#	F	C	G
2	2	1	1	2	4	2	1	1	2	2	1	3	4



22. Sailing Away

Playing Hands Together



A M Monk

Musical notation for the first system of "Sailing Away". The key signature has one flat (B-flat) and the time signature is 3/4. The melody is written in the bass clef. The lyrics are: Sail - ing a - way in a boat made for two.

Musical notation for the second system of "Sailing Away". The key signature has one flat (B-flat) and the time signature is 3/4. The melody continues in the bass clef. The lyrics are: Sail - ing a - way to the o - - - cean. Fingerings 2, 3, and 4 are indicated above the notes in the third and fourth measures. Fingerings 2 and 3 are indicated below the notes in the fourth measure.

Playing hands together.



23. Watch The Tide



4 A M Monk













Sum-mer sun is here at last; day trips to the sea - side.

4

Sit - ting on the beach we can watch the tide.



How many times is Bar 1 repeated? times

<p>1</p>  = 1 beat = crotchet  = 2 beats = minim  = 3 beats = dotted minim  = 4 beats = semibreve	<p>3 <u>Quavers</u></p>  say "Tea"  say "Cof-fee"	<p>5</p>  say "Soup"
<p>2</p> <p>A pair of quavers</p> 	<p>4</p> <p>Clap and Count</p>  <p>1 2 3 4 1 + 2 + 3 4 Tea Tea Tea Tea Cof-fee Cof-fee Tea Tea</p>  <p>1 2 3 + 4 1 2 + 3 4 + Tea Tea Cof-feeTea Tea Cof-fee Tea Cof-fee</p>	<p>6</p> <p>Clap and Count</p>  <p>1 2 3 (4) 1 + 2 + 3 (4) Tea Tea Soup Cof-fee Cof-fee Soup</p>  <p>1 2 3 + 4 1 (2) 3 + 4 Tea Tea Cof-fee Tea Soup Cof-fee Tea</p>



24. Frere Jacques



Introducing pairs of quavers



Traditional

Fre - re Jacqu-es, Fre - re Jacqu-es, Dor-mezvous? Dor-mez-vous?

Sonnez les mat - in - es. Sonnez les mat - in - es. Din, dan,don! Din dan, don!



2 pairs of quavers



can be written as





25. Lavender's Blue



Traditional

La - ven - der's blue dil - ly, dil - ly. La - ven - der's green.

When you are king dil - ly, dil - ly I shall be queen.



Find both bars that are repeated.



26. Seasons



A M Monk

Aut-umn eve - nings, leaves are grow ing old. Win - ter weather, bat - tle with the cold.

1 3 4 4

2

Spring be - gin - nings, buds be-gin to grow. Sum-mer sun-shine, gives us all a glow.


5

4 4



Can you see a rhythmic pattern in this piece?

27. This Old Man



Traditional

The first system of musical notation is in 4/4 time. The treble clef staff contains the melody, and the bass clef staff contains the accompaniment. The melody starts with a quarter note G4, followed by a quarter note A4, and then a quarter note B4. The accompaniment starts with a quarter note G2, followed by a quarter note A2, and then a quarter note B2. The lyrics are: "This old man he played one. he played nick nack on my drum. With a".

The second system of musical notation continues the melody and accompaniment. The treble clef staff contains the melody, and the bass clef staff contains the accompaniment. The melody starts with a quarter note C5, followed by a quarter note B4, and then a quarter note A4. The accompaniment starts with a quarter note G2, followed by a quarter note A2, and then a quarter note B2. The lyrics are: "nick nack pad-dywhack, give a dog a bone. This old man came roll - ing home."



28. Hot Cross Buns




Traditional

Hot cross buns. Hot cross buns. 1 - a-penny, 2 - a-pen ny. Hot cross buns.

If you have no daughters give them to your sons. 1 - a penny, 2 - a penny. Hot cross buns.



How many bars use an octave G to G? In which 2 bars do the hands play together? Bars and



29. Czech Folk Tune



Traditional



Repeat the 1st 4 bars

Repeat the last 4 bars



Count the repeated notes before you play this piece.

Quiz Number 3




1) Add the missing bar lines.




2) Add the missing bar lines.



3) Fill in the missing answers.

 This is a _____. It is used to show the _____ notes.

 This is a _____. It is used to show the _____ notes.

 This is a _____.
The top number tells you how many _____ in a _____.

 At the end of a piece of music you always find a _____.



30. Cuckoo

Playing Hands Together
all the way through

A M Monk

5 3

Cuc - koo, cuc - koo. That's what they sing.

2 3

1 4 2


5

Cuc - koo, cuc - koo. Hear the bells ring.

2

2



In this piece you play both hands together all the way through. Make sure you hold the  for 3 beats.




31. Running Away

A M Monk

First system of musical notation (Treble and Bass clefs, 3/4 time signature). The melody in the treble clef consists of quarter notes and half notes. The lyrics are: "Run - ning a - way all through the day." Fingerings are indicated by numbers 1, 2, and 3 above the notes.

Second system of musical notation (Treble and Bass clefs, 3/4 time signature). The melody in the treble clef continues with quarter notes and half notes. The lyrics are: "Ri - vers keep run - ning, keep run - ning — a - way." Fingerings are indicated by numbers 1, 3, 4, and 5 above the notes.



In which bar do you play  ? Bar



32. Happy Birthday



Pick up bar of 1 beat

Traditional

The remaining 2 beats



There is a pick up bar containing just 1 beat, at the beginning of this piece.

If you look at the last bar, it is only worth 2 beats. $1 + 2 = 3$ beats - the end bars always add up correctly.

Congratulations



You have reached the end of Book Two. Revise all the pieces in Book Two
to check that you can play all the pieces fluently.

You are now ready to move on to Real Piano Book Three.

This takes you into 2 new keys G major using F#